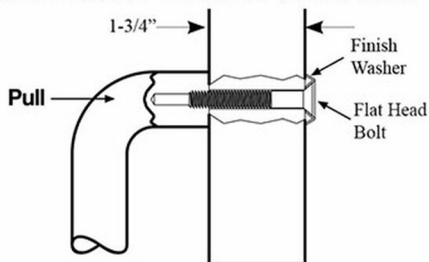
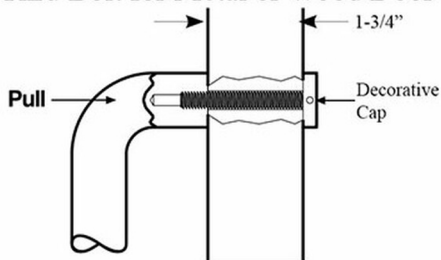


# 8623D630-01HD Mounting Hardware

Thru Bolt for Metal or Wood Door



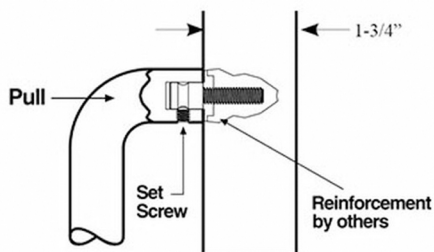
Thru Bolt for Metal or Wood Door



| TYPE | BOLT SIZE | DRILL SIZE |
|------|-----------|------------|
| 1    | 1/4 - 20  | 9/32"      |
| 1HD  | 5/16 - 18 | 11/32"     |

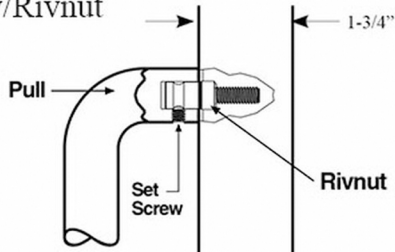
| TYPE | BOLT SIZE | DRILL SIZE |
|------|-----------|------------|
| 12   | 1/4 - 20  | 9/32"      |
| 12HD | 5/16 - 18 | 11/32"     |

Surface Concealed for Metal Door



Minimum diameter of pull is 3/4"

Surface Concealed for Metal Door w/Rivnut

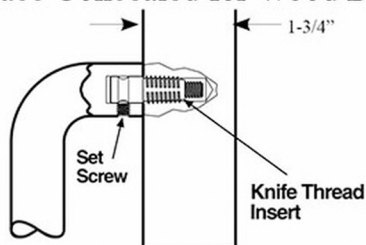


Minimum diameter of pull is 3/4"

| TYPE | BOLT SIZE | THREAD SIZE   |
|------|-----------|---------------|
| 6    | 1/4 - 20  | 1/4 - 20 TAP  |
| 6HD  | 5/16 - 18 | 5/16 - 18 TAP |

| TYPE | BOLT SIZE | DRILL SIZE METAL |
|------|-----------|------------------|
| 6R   | 1/4 - 20  | 3/8" X 1-1/4" DP |
| 6RHD | 5/16 - 18 | 1/2" X 1-1/4" DP |

Surface Concealed for Wood Door



Minimum diameter of pull is 3/4"

| TYPE | BOLT SIZE | DRILL SIZE WOOD |
|------|-----------|-----------------|
| 8    | 1/4 - 20  | 1-1/4" DP       |
| 8HD  | 5/16 - 18 | 1-1/4" DP       |